



### District Report Card: 2017


<b>State:</b> Telangana	<b>District:</b> Jangaon
<b>Class:</b> 3	<b>Subject:</b> Language
<b>Schools:</b> 58	<b>Students:</b> 787


### Participation/Coverage


#### Students

<b>GENDER</b> 	Boys		Girls	
	Number	%	Number	%
	302	38.37	485	61.63

<b>AREA</b> 	Rural		Urban	
	Number	%	Number	%
	752	95.55	35	4.45

<b>CATEGORY</b> 	SC		ST		OBC		GEN	
	Number	%	Number	%	Number	%	Number	%
	286	36.34	78	9.91	409	51.97	14	1.78

<b>CWSN</b> 	LD	VI	HI	S&LD	ID	Oth
	2	1	0	6	1	1

<b>Management</b> 	Government		Government-aided	
	Number	%	Number	%
	763	96.95	24	3.05

### Average Performance of Students in Language (%)

Overall	Gender		Area		Management		Social Group			
	Male	Female	Rural	Urban	Govt.	Aided	SC	ST	OBC	GEN
73.38	71.06	74.83	73.14	78.67	73.35	74.44	71.61	74.62	74.56	68.57

## Performance on Learning Outcomes (LOs)

Learning Outcomes	Description	Average Performance(%)
L304	Reads small texts with comprehension i.e., identifies main ideas, details, sequence and draws conclusions	73.09
L312	Reads printed scripts on the classroom walls: poems, posters, charts etc.	73.98

Range of Performance of Students who Answered Correctly							
Below 30%		30% - 50%		50% - 75%		Above 75%	
Number	%	Number	%	Number	%	Number	%
15	1.91	97	12.33	291	36.98	384	48.79

### Lowest Performing Learning Outcomes (LOs)

- 1 - Reads small texts with comprehension i.e., identifies main ideas, details, sequence and draws conclusions (73.09)
- 2 - Reads printed scripts on the classroom walls: poems, posters, charts etc. (73.98)